

# EZR Pre-Shredder



The revolutionary development of the EZR Pre-Shredder offers North American auto shredders unparalleled efficiency and flexibility. The EZR Pre-Shredder uses low-speed, high torque technology to homogenize hammermill feedstock. This allows a shredder to easily achieve full box shredding, increasing tons per hour while decreasing the wear on castings. The Pre-Shredder also provides operators the ability to catch and remove unshreddables prior to the shredder, greatly reducing the chances of catastrophic failure at the mill.

- Available in both a traditional hydraulic drive and the **industry's first electric drive** for increased efficiency and decreased operating costs
- Proprietary design provides operators **unprecedented flexibility** to adjust machines performance to ever-changing market dynamics
- **Adjustable shaft spacings and disc quantity** allows operators to change product density and throughput after installation
- **Increased auto shredder throughput**
- **Decreased auto shredder operating costs** by reducing wear on castings and electricity peaks
- **Modular design minimizes installation costs and time**
- Available from 5 to 150 tons/hour

## INPUT MATERIALS



Advanced Modular Package

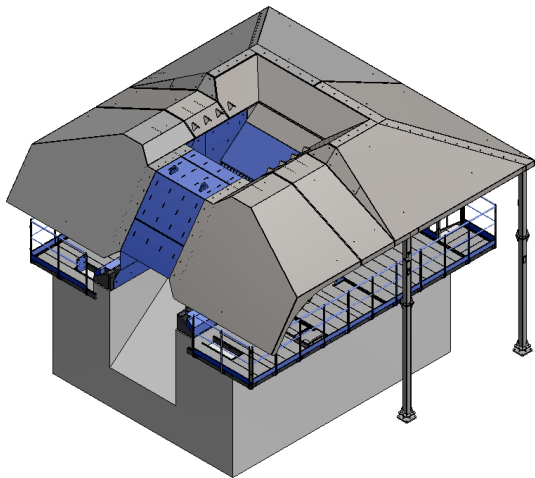
# EZR Pre-Shredder Installation Configurations



The WENDT EZR Pre-Shredder offers unrivaled flexibility by building off WENDT's trademarked modular designs, found in our Modular Shredder product line, that greatly reduce installation duration and total project costs. The EZR is the first Pre-Shredder on the market that allows for the adjustment of the output density and throughput of the machine after installation to tailor an operation to meet customers specific demands. Available in sizes from 5 to 150 tons an hour, the EZR product line covers a wide range of applications.

WENDT offers a wide range of installation configurations that are tailored to meet the needs of our customers and their specific markets.

## Standard



- Adjustable Shaft Spacing
- High Torque Electric Drives
- Hydraulic Cover Tilt
- Operator Control System w/ Tablet
- Fire Water Injection System
- Commissioning & Training

## Modular



- All Standard Features Plus:
- Structural steel supports to replace the need for large, above-grade concrete piers
  - Power Box with pre-wired and installed hydraulics and electrical components to eliminate the need for an on-site building
  - Reduces overall install cost and assembly duration

## Advanced Modular



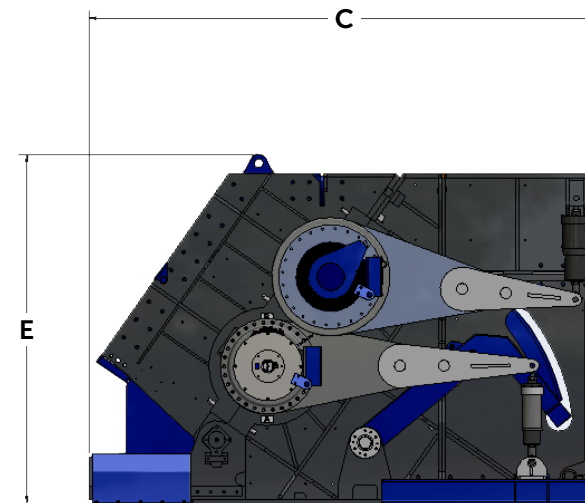
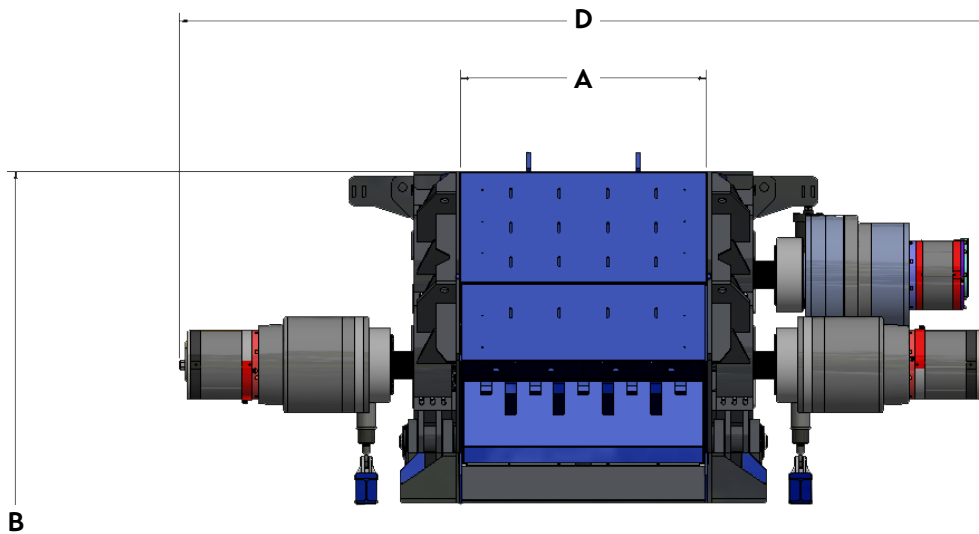
- All Standard Features Plus:
- Full containerization with pre-wired and plumbed sea containers
  - Fully enclosed supports for extra protection and storage
  - Integrated "push wall" for output product
  - Advanced cover and access catwalk for protection and maintenance of critical items
  - Greatly reduces overall install cost and assembly duration

# EZR Pre-Shredder Specifications



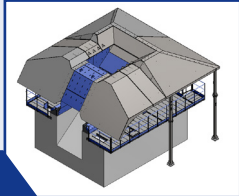
EZR	63e	88el	88ell	99e	99hll
DRIVE	e - Electric *Also available in hydraulic				h - Hydraulic
INSTALLED POWER	185 HP	520 HP	1080 HP	1080 HP	1700 HP
FORCE AT TOOTH'S END	35T	66T	99T	67T	67T
FEED WIDTH	63 in	88 in		99 in	99 in
MAX TONS/HOUR	20	40	70	120	150

DIMENSIONS	63 Shredder	88 Shredder	99 Shredder
A	63 in	89 in	98 in
B	244 in	270 in	287 in
C	130 in	177 in	197 in
D	189 in	272 in	307 in
E	93 in	138 in	156 in
F	132 in	132 in	132 in

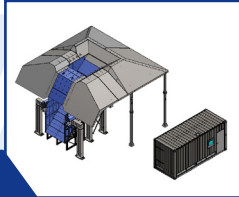


## INSTALLATION OPTIONS

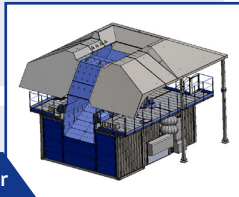
Standard



Modular

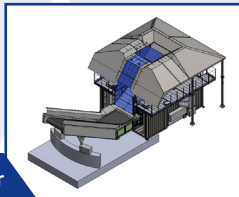


Advanced Modular



## MISC. OPTION

Slewing Conveyor



# EZR Pre-Shredder

## STANDARD CONFIGURATION

- Adjustable Shaft Spacing
- High Torque Electric Drives
- Hydraulic Cover Tilt
- Operator Control System w/ Tablet
- Fire Water Injection System
- Commissioning & Training

